


PZA 系列
SERIES

引线型 105°C 3000小时品
Load Life : 105°C 3000 hours, Radial Lead Type

- 高耐压(~63Vdc)、超低ESR品、高纹波品。
High Voltage(~63Vdc), Ultra Low ESR, High Ripple Current.
- 可对应AEC-Q200。
AEC-Q200.



规格表 / SPECIFICATIONS

项目 Items	特性 Characteristics						
工作温度范围 Category Temperature Range	-55~+105°C						
额定电压范围 Rated Voltage Range	25~63Vdc						
脉冲电压 Surge Voltage	额定电压×1.15 Rated Voltage ×1.15						
静电容量允许差 Capacitance Tolerance	±20% (20°C, 120Hz)						
漏电流 Leakage Current(MAX)	标准品一览表如下(施加额定电压2分钟后) The value is shown in "STANDARD SIZE" table (After 2 minutes)						
损失角正切值(tanδ) Dissipation Factor(MAX)	0.12以下(20°C, 120Hz)						
耐久性 Endurance	在105°C中施加额定电压3000小时后, 满足以下各项。 After applying rated voltage for 3000 hours at 105°C, the capacitors shall meet the following requirements.						
	<table border="1"> <tr> <td>静电容量变化率 Capacitance Change</td> <td>初期值的±20%以内 Within ±20% of the initial value.</td> </tr> <tr> <td>损失角正切值 Dissipation Factor</td> <td>规格值的150%以下 Not more than 150% of the specified value.</td> </tr> <tr> <td>漏电流 Leakage Current</td> <td>规格值以下 Not more than the specified value.</td> </tr> </table>	静电容量变化率 Capacitance Change	初期值的±20%以内 Within ±20% of the initial value.	损失角正切值 Dissipation Factor	规格值的150%以下 Not more than 150% of the specified value.	漏电流 Leakage Current	规格值以下 Not more than the specified value.
	静电容量变化率 Capacitance Change	初期值的±20%以内 Within ±20% of the initial value.					
损失角正切值 Dissipation Factor	规格值的150%以下 Not more than 150% of the specified value.						
漏电流 Leakage Current	规格值以下 Not more than the specified value.						
<table border="1"> <tr> <td>静电容量变化率 Capacitance Change</td> <td>初期值的±20%以内 Within ±20% of the initial value.</td> </tr> <tr> <td>损失角正切值 Dissipation Factor</td> <td>规格值的150%以下 Not more than 150% of the specified value.</td> </tr> <tr> <td>漏电流 Leakage Current</td> <td>规格值以下 Not more than the specified value.</td> </tr> </table>	静电容量变化率 Capacitance Change	初期值的±20%以内 Within ±20% of the initial value.	损失角正切值 Dissipation Factor	规格值的150%以下 Not more than 150% of the specified value.	漏电流 Leakage Current	规格值以下 Not more than the specified value.	
静电容量变化率 Capacitance Change	初期值的±20%以内 Within ±20% of the initial value.						
损失角正切值 Dissipation Factor	规格值的150%以下 Not more than 150% of the specified value.						
漏电流 Leakage Current	规格值以下 Not more than the specified value.						
高温高湿(固定) Damp heat(Stady state)	在60°C、90~95%RH中, 施加额定电压1000小时后、满足下记各项。 After applying rated voltage for 1000 hours at 60°C and humidity of 90 to 95%, the capacitors shall meet the following requirements.						
	<table border="1"> <tr> <td>静电容量变化率 Capacitance Change</td> <td>初期值的±20%以内 Within ±20% of the initial value.</td> </tr> <tr> <td>损失角正切值 Dissipation Factor</td> <td>规格值的150%以下 Not more than 150% of the specified value.</td> </tr> <tr> <td>漏电流 Leakage Current</td> <td>规格值以下 Not more than the specified value.</td> </tr> </table>	静电容量变化率 Capacitance Change	初期值的±20%以内 Within ±20% of the initial value.	损失角正切值 Dissipation Factor	规格值的150%以下 Not more than 150% of the specified value.	漏电流 Leakage Current	规格值以下 Not more than the specified value.
	静电容量变化率 Capacitance Change	初期值的±20%以内 Within ±20% of the initial value.					
损失角正切值 Dissipation Factor	规格值的150%以下 Not more than 150% of the specified value.						
漏电流 Leakage Current	规格值以下 Not more than the specified value.						
<table border="1"> <tr> <td>低温特性 Low Temperature Characteristics (阻抗比) Impedance Ratio(MAX)</td> <td>Z(-55°C)/Z(+20°C) ≤ 1.25 Z(-25°C)/Z(+20°C) ≤ 1.15</td> <td>(100kHz)</td> </tr> </table>	低温特性 Low Temperature Characteristics (阻抗比) Impedance Ratio(MAX)	Z(-55°C)/Z(+20°C) ≤ 1.25 Z(-25°C)/Z(+20°C) ≤ 1.15	(100kHz)				
低温特性 Low Temperature Characteristics (阻抗比) Impedance Ratio(MAX)	Z(-55°C)/Z(+20°C) ≤ 1.25 Z(-25°C)/Z(+20°C) ≤ 1.15	(100kHz)					

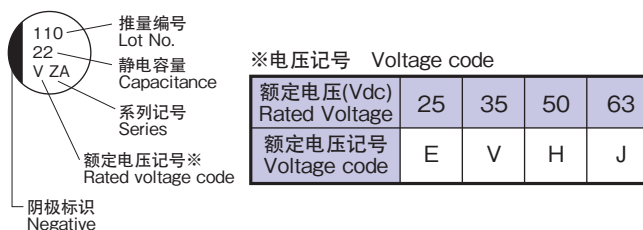
产品型号体系 / PART NUMBER



纹波电流修正系数 / MULTIPLIER FOR RIPPLE CURRENT

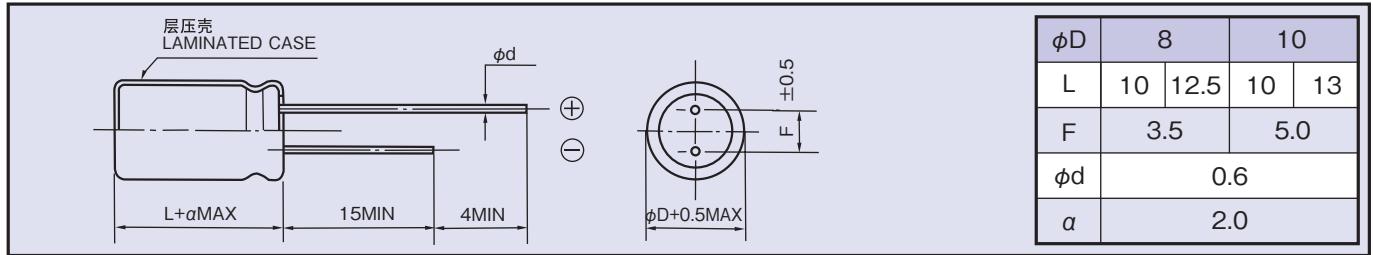
频率(Hz) Frequency	120	1k	10k	100k≤
系数 Coefficient	0.05	0.30	0.70	1.00

标识 / MARKING



◆尺寸图 / DIMENSIONS

(mm)



◆标准品一览表 / STANDARD SIZE

额定电压 Rated Voltage (Vdc)	静电容量 Capacitance (μF)	外形尺寸 Size $\phi D \times L$ (mm)	损失角正切值 ($\tan \delta$) (120Hz, 20°C)	漏电流 Leakage Current ($\mu A / 2min$)	等效串联电阻 E.S.R. (m Ω , max)		额定纹波电流 Rated Ripple Current (mA r.m.s./100kHz)
					20°C, 100kHz	-40°C, 10kHz	
25	100	8×10	0.12	500	29	44	2000
	120	8×12.5	0.12	600	27	41	2400
	180	10×10	0.12	900	27	41	2400
	220	10×13	0.12	1100	26	39	2800
35	56	8×10	0.12	392	29	44	1900
	82	8×12.5	0.12	574	27	41	2300
	100	10×10	0.12	700	27	41	2400
	150	10×13	0.12	1050	26	39	2700
50	33	8×10	0.12	330	32	48	1900
	39	8×12.5	0.12	390	29	44	2200
	56	10×10	0.12	560	29	44	2300
	68	10×13	0.12	680	28	42	2600
63	22	8×10	0.12	277	35	53	1800
	27	8×12.5	0.12	340	33	50	2100
	33	10×10	0.12	416	31	47	2200
	47	10×13	0.12	592	29	44	2600