

97 Series Thermal Circuit Breaker

Single Pole; Auto- Reset

•Technical data

- Current rating range 0.8~15A
- Input voltage rating 125/250VAC; 12/24VDC
- Interrupting Capacity 125/250VAC x 200A (UL1077)
- Interrupting capacity Icn 0.8A...1.0A 6x In; AC max 6A
1.1A...1.5A 6x In; AC max 9A
1.6A...15A 8x In; AC max 45A
- Reset time: 200% of rating current within 50 seconds
150% of rating current within 5 minutes
- Dielectric Strength > 1,500VAC/min.
- Insulation Resistance >100MOHM (DC 500V)
- Degree of protection Terminal area IP00; operating area IP30

•Mechanical/Environmental Data

- Operating Ambient Temperature: -10°C to +60°C
- Termination: 110°(2.8mm) quick connects or solder terminals
- Mounting: Various options. See Ordering Information and drawings

•Compliance with RoHS

The product accords with the requirement of ROHS(2011/65/EU)
Contacts use Exempted item of RoHS Directive 2010/571/EU 8(a)

•Compliance with REACH, PAHS, PH1, PH2, PH3

•Typical applications

Transformers, Motors, Battery chargers, Power supplies, appliances, extra low voltage systems, machinery.

•Calibration(at25°C)

Rated: 0.8~5A

- 100% of Rated Current: Hold , No Trip
- 150% of Rated Current: Trip Within 1 Hour.
- 200% of Rated Current: 2.0-35 sec Trip
- 300% of Rated Current: 0.6-3.5 sec Trip

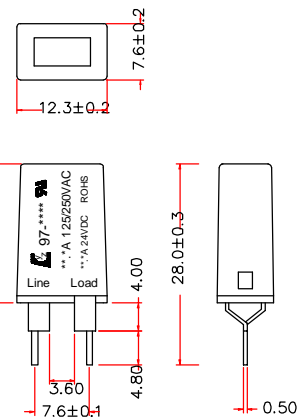
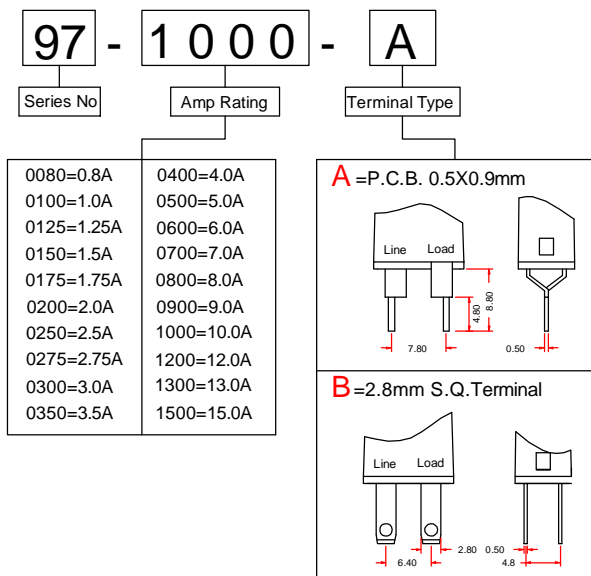
Rated: 6~15A

- 100% of Rated Current: Hold , No Trip
- 135% of Rated Current: Trip Within 1 Hour.
- 200% of Rated Current: 3.0-50 sec Trip
- 300% of Rated Current: 0.85-5 sec Trip

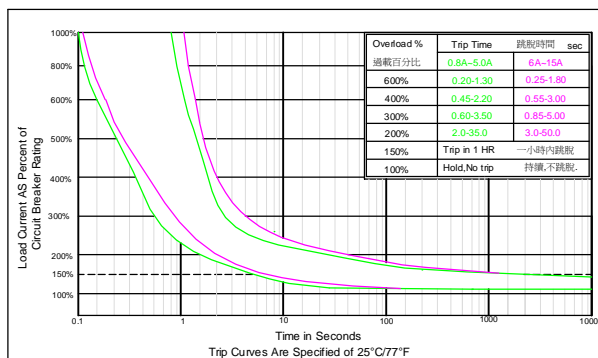
•Approval

- Approval & File No. Rated current 0.8-12A Rated voltage 125/250VAC; 12/24VDC
- CUL UL

•Order Guide



•97 Series 0.8-15A Trip Time Curves



•Ambient Temperature Correction Factor

Ambient temperature	-10°C	0°C	10°C	25°C	35°C	40°C	50°C	60°C
Multiplication factor	*1.30	*1.20	*1.10	1.00	*0.94	*0.85	*0.73	*0.68

The time/current characteristic curve depends on the ambient temperature prevailing. In order to eliminate nuisance tripping. Please multiply the circuit breaker current ratings by the derating factor shown below.

Example : Normal Continuous Current = 10A
Ambient Temperature = 45°C
Multiplication Factor = 0.85
Recommended Rating = 10A/0.85=11.8A
Select the Nearest Rating = 12A

•Max.Internal Resistance

Amp rating	Max resistance
0.8-1.5 Amp	<0.65 ohm
1.6-2.0 Amp	<0.15 ohm
2.1-2.9 Amp	<0.1 ohm
3.0-4.0 Amp	<0.075 ohm
4.1-6.0 Amp	<0.06 ohm
6.1-8.0 Amp	<0.05 ohm
8.1-10.0 Amp	<0.045 ohm
11.0-15.0 Amp	<0.040 ohm

•Internal connection diagram

